



CURTAINS


BUYING GUIDE

”Intensive daylight causes hard contours that can be moderated with a lightly drawn curtain to even out the light. A window shouldn’t turn into a dark hole in the evening. Curtains will spread the light, soften up the darkness and moderate the heat of the sun.”


- ESTRID ERICSON

WIDTH


SELECT A WAY TO HANG YOUR CURTAINS



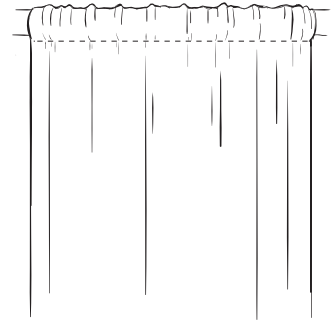
PLEATED TAPE



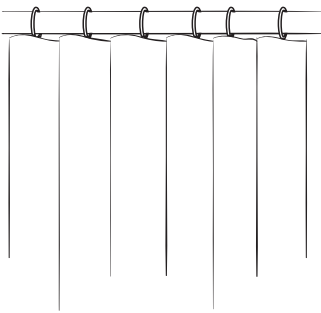
VELCRO



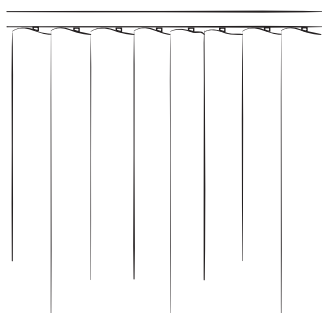
GATHERED




ROD POCKET CURTAINS




SEWN RINGS



TRACK SEWN




PINCH PLEATED



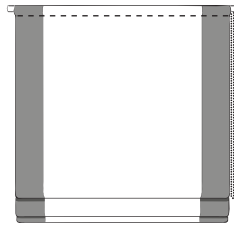
EYELET

ROMAN BLINDS

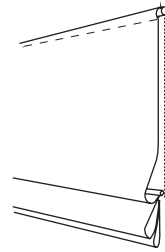
SELECT THE MODEL AND CHAIN



SOLID COLOUR



COLOUR BORDER



BALL CHAIN

RIGHT-HANDED

LEFT-HANDED

COLOUR OF CHAIN

WHITE


CHROME

ROLLER BLINDS

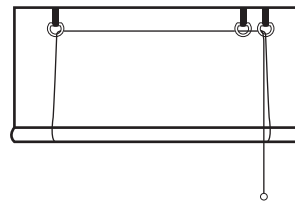
SELECT THE MODEL AND ATTACHMENT



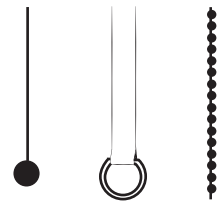
ROLL OVER



ROLL UNDER



1700s



SELECT:

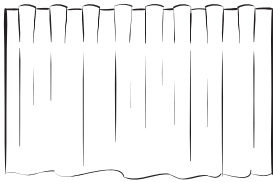
BALL

RING


CHAIN

VALANCE

SELECT WAY OF HANGING



PLEATING TAPE

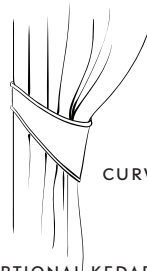


VELCRO

OPTIONAL KEDAR ATTACHMENT

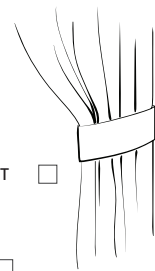
TIEBACK

SELECT MODEL



CURVED

STRAIGHT



OPTIONAL KEDAR ATTACHMENT

CURTAIN RODS

SELECT MODEL



SIZE: 12, 16, 20, 28MM

CHROME

BRASS



BRASS ONLY 20, 28MM



IRON ONLY 10MM



IRON ONLY 20MM

KNOBS

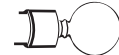
SELECT MODEL



FITS: 12, 16, 20, 28MM

CHROME

BRASS



FITS: 28MM

CHROME

BRASS



FITS: 16, 20, 28MM

CHROME

BRASS



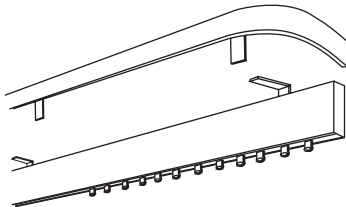
FITS: 12MM

CHROME

BRASS

RAIL

SELECT FORM



FORM

ATTACHMENT

STRAIGHT

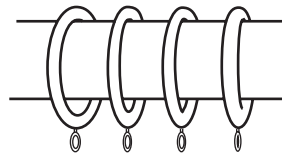
BOWED

CEILING

WALL

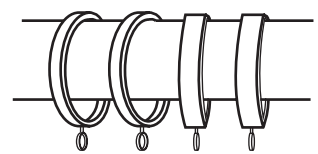
RINGS

SELECT FORM AND SURFACE



ROUND

CHROME



FLAT

BRASS

NOTES


.....

.....

.....

.....

.....



MEASURING WINDOWS

- **MEASURE THE HEIGHT** on the window frame.
- **MEASURE THE CURTAIN ROD** or the width of the window.
- **MEASURE THE INNER WIDTH** on the window frame when ordering Roman blinds, roller blinds or Venetian blinds to fit in the frame.
- **MEASURE THE INNER HEIGHT** of the window frame.
- **MEASURE THE WALL HEIGHT** if the window curtains will be hanging from ceiling to floor.
- **IF REPLACING EXISTING CURTAINS**, it can be helpful to take them to the shop.
- **A PHOTOGRAPH** can be a big help.

SVENSKT TENN'S TEXTILE DESIGNERS CAN HELP YOU WITH
EVERYTHING FROM MEASURING TO INSTALLATION.

BOOK AN APPOINTMENT AT
INREDNING@SVENSKTTENN.SE OR 08-670 16 31

TEXTILE DESIGNERS CHARGE SEK 900 FOR A HOME VISIT.

S V E N S K T T E N N