

CEILING LAMP 2356

DESIGNER: JOSEF FRANK, 1920s

Josef Frank originally created Ceiling Lamp 2356, or Spindeln (the Spider) as it is often called, for his own company, "Haus & Garten" (House and Garden), in Vienna in the late 1920s. The original model still hangs in the "Villa Beer", one of the houses that Frank designed in Vienna. Josef Frank brought this lamp design with him to Sweden, where he began working for Svenskt Tenn in 1933.

ITEM NR:	100095/100096
HEIGHT:	20 CM WITHOUT BULB
WIDTH:	44 CM
WIGHT:	1,5 KG
MAX WATTAGE:	6X60 W
SOCKET:	E27
MATERIAL:	BRASS/NICKEL PLATED BRASS
LIGHT BULB INCLUDED:	NO



HANDCRAFTED IN SWEDEN

S V E N S K T T E N N

CARE AND ASSEMBLY INSTRUCTIONS

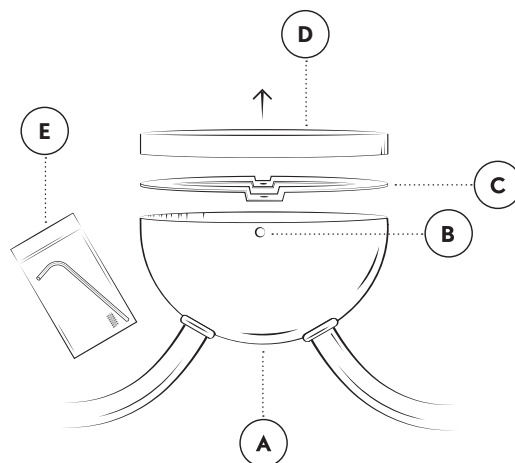
Svenskt Tenn's lamps are lacquered and should never be polished. Avoid contact with water as it can stain.

SVENSKA ANVISNINGAR

Skruva fast träringen (D) och metallplattan (C) i taket. Trä kåpan (A) över metallplattan och reglera de två metallpinnarna i skårorna. Vrid och lås därefter med stoppskruven (E).

ENGLISH INSTRUCTIONS

Fasten the wooden ring (D) and metal plate (C) to the ceiling. Place the housing (A) over the metal plate and adjust the two metal pins in the grooves. Turn and lock with the set screw (E).

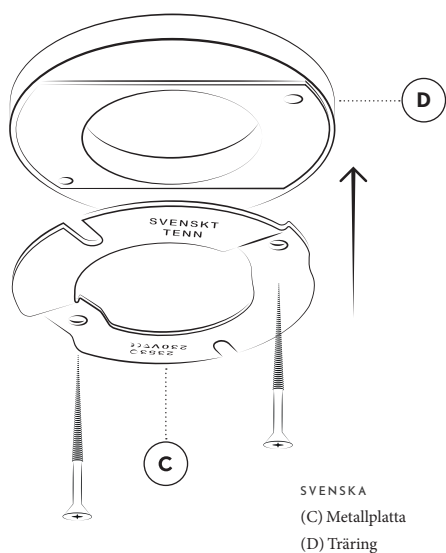


SVENSKA

- (A) Kåpa
- (B) Skruvhål
- (C) Metallplatta
- (D) Träring
- (E) Insexnyckel & stoppskruv

ENGLISH

- (A) Housing
- (B) Screwhole
- (C) Metal ceiling plate
- (D) Wooden ring
- (E) Allen key & set screw

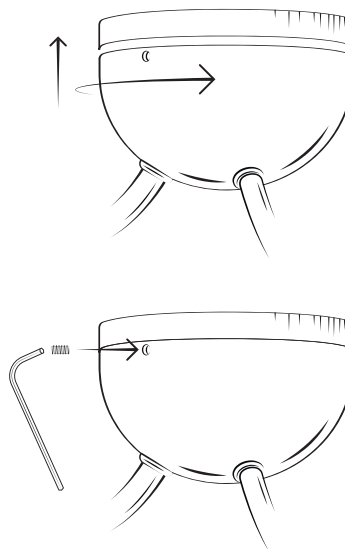


SVENSKA

- (C) Metallplatta
- (D) Träring

ENGLISH

- (C) Metal ceiling plate
- (D) Wooden ring



SVENSKA

- (A) Kåpa
- (E) Insexnyckel & stoppskruv

ENGLISH

- (A) Housing
- (E) Allen key & set screw